



SUZHOU CHEERNIN

Product Catalog



Suzhou Cheernin Technology Co., Ltd.

Tel: 86-135 6410 4480

WhatsApp: 86-135 6410 4480

Email: info@cheernin.com

Web: www.cheernin.com

World-Renowned OEM&ODM
Commercial And Home Fitness
Equipment Manufacturing Brand



ABOUT US

Suzhou Cheernin Technology Co., Ltd. is a world-re-nowned OEM&ODM commercial and home fitness equipment manufacturing brand, located in Suzhou City, Jiangsu Province, China, the company was founded in 2012, covers an area of 50,000 square meters, with a total of more than 200 employees. We have established a whole-process product quality control system that meets 150 international standards, and passed CE SGS ROHS FCC and other international certifications.



Certification



CONTENTS



Treadmill Series

01



Climbing Machine Series

05



Elliptical Machine Series

08



Rowing Machine Series

12



Bicycle Series

15



Other Aerobic Series

16

Treadmill Series

Strong and quiet motor, can drive 200 pounds of weight to avoid the jams and wrestling, smooth and quiet running, do not disturb the family and neighbors.



HOT

FF-T01

Commercial Treadmill

Packing Size: 2222*930*1700 mm(L*W*H)
 Running Area: 1587*580 mm
 Max Weight: 180 kg
 Belt Thickness: 2.4T
 N.W / G.W: 244 Kg(LED) / 247 Kg(LCD)
 Power: 3.0 HP(2.2 KW)
 Screen: 21.5-inch LED/LCD
 Slope: 1-20%

PRODUCT DETAILS



Led Touch Display



Adopt High-Quality Injection Molding Process



Ultra-Wide Thickened Running Belt




Speed/Slope Adjustment

Treadmill Series



Hand Held Heart Rate Armrest

HOT



Diamond pattern running belt Non-slip and wear-resistant

FF-T02

Commercial Treadmill

N.W/G.W: 180 Kg/220 Kg	Speed: 0-20km/h
Product Size: 2110*880*1530 mm(L*W*H)	Incline: 0-15 degrees
Packing Size: 2220*1000*680 mm(L*W*H)	RunningBelt: 2.5 mm
Display: LCD (18.5inches)/LED	Running Board: 25 mm
Input: 220V,8.6A	Running Area: 1345*620 mm
Power: 3.0 HP	Max Load: 150 Kg

FF-T03

Commercial Treadmill

N.W/G.W: 190 Kg / 230 Kg	Speed: 1.0-20 km/h
Product Size: 2270*926*1689 mm(L*W*H)	Incline: 0-20.0 degrees
Package: Plywood Box	Running Belt: 2.5 mm
Display: LED/LCD	Running Board: 25 mm
Input: Ac110-220V	Running Area: 1570*610 mm
Power: 3.0-7.0 HP	Loading Capacity: 72 pcs/40 HQ



FF-T04

Commercial Treadmill

N.W/G.W: 215 Kg/220 Kg	Speed: 0-20 km/h
Product Size: 2160*990*1720 mm(L*W*H)	Incline: 0-15 degrees
Packing Size: 2220*1000*930 mm(L*W*H)	Running Belt: 2.5 mm
Display: LED/LCD(21.5inches)	Running Board: 25 mm
Input: 220V,8.6A	Running Area: 1400*590 mm
Power: 3.0 HP	Max Load: 150 Kg



FF-T05

Commercial Treadmill

N.W/G.W: 170 Kg/211 Kg	Speed: 0-20 km/h
Product Size: 2130*915*1650 mm(L*W*H)	Incline: 0-15 degrees
Packing Size: 2220*1000*670 mm(L*W*H)	Running Belt: 2.5 mm
Display: LCD (18.5 inches)/ LED	Running Board: 25 mm
Input: 220V,8.6A	Running Area: 1540*570 mm
Power: 3.0HP	Max Load: 150 Kg



FF-T06
Commercial Treadmill

N.W/G.W: 240 Kg/280 Kg	Speed: 0-20km/h
Product Size: 2260*900*1720 mm(L*W*H)	Incline: 0-15 degrees
Packing Size: 2300*1000*680 mm(L*W*H)	Running Belt: 2.5 mm
Display: LED / LCD (21.5 inches)	Running Board: 25 mm
Input: 220V, 8.6 A	RunningArea: 1450*590 mm
Power: 3.0HP	Max Load: 150 Kg



FF-T07
Commercial Treadmill

N.W / G.W: 180kg/220kg	Speed: 0.5-22 km/h
Product Size: 2070*900*1720 mm(L*W*H)	Incline: 0-15 degrees
Packing Size: 2200*1000*610 mm(L*W*H)	RunningBelt: 2.5mm
Display: LED	Running Board: 25mm
Input: 220V,8.6A	RunningArea: 1530*600 mm
Power: 3.0 HP	Max Load: 150 Kg



FF-T10
Curved Treadmill

N.W/G.W: 123 Kg/150 Kg
Product Size: 1750*750*1450 mm(L*W*H)
Packing Size: 1800*770*600 mm(L*W*H)
Display: LED
Running Area: 1700*440 mm
Max Load: 150 kg



FF-T11
Curved Treadmill

N.W/G.W: 85 Kg/98 Kg
Product Size: 1450*800*1560 mm(L*W*H)
Packing Size: 1620*780*520 mm(L*W*H)
Display: LED
RunningArea: 1400*400 mm
Max Load: 150 Kg



FF-T08
Curved Treadmill

N.W / G.W: 150kg/190kg
Product Size: 1800*835*1530 mm(L*W*H)
Packing Size: 1900*1000*650 mm(L*W*H)
Display: LED
Running Area: 1700*440 mm
Max Load: 150 Kg



FF-T09
Curved Treadmill

N.W/G.W: 168 Kg/181 Kg
Product Size: 1800*970*1630 mm(L*W*H)
Packing Size: 1910*950*590 mm(L*W*H)
Display: LED
Running Area: 1700*440 mm
Max Load: 150 Kg



FF-T12
Curved Treadmill

N.W/G.W: 160 Kg / 200 Kg
Product Size: 1730*900*1580 mm(L*W*H)
Packing Size: 1860*1000*650 mm(L*W*H)
Display: LED
RunningArea: 1150*432 mm
Max Load: 150 Kg



FF-T13
Pet Curved Treadmill

Model:	FF-T13A	FF-T13B	FF-T13C
N.W/G.W:	53 Kg/64 Kg	45 Kg/56 Kg	28 Kg/39 Kg
Product Size(L*W*H):	1900*540*1500	1600*540*1300	1100*540*1000
Packing Size(L*W*H):	1950*570*280	1650*570*280	1150*570*280

Climbing Machine Series

The more you use the stair climber in your training, the stronger and leaner your quads, hamstrings, calves and gluteus maximus will become.








HOT

FF-C01

Climbing Machine

N.W/G.W: 84 Kg/99 Kg
 Product Size: 1217*712*1741 mm(L*W*H)
 Packing Size: 1150*860*1000 mm(L*W*H)
 Display: LED/LCD
 Input: 220V,8.6A
 Max Load: 200 Kg

- 
Heart Rate
- 
Time
- 
Calories
- 
Step
- 
Level

PRODUCT DETAILS



AI-In-One multi-Function Led Display



Intelligent Real-Time Heart Rate Monitoring Handle



Ergonomig Anti-Slip Handrails versatile Climbing Position

Climbing Machine Series



FF-C02

Climbing Machine

N.W/G.W: 166 Kg/210 Kg
 Product Size: 1400*860*2100 mm(L*W*H)
 Packing Size: 1370*960*1300 mm(L*W*H)
 Display: LED/LCD
 Input: 220V,8.6A
 Max Load: 200 Kg



FF-C03

Climbing Machine

N.W/G.W: 128.5 Kg/143Kg
 Product Size: 1350*720*1900 mm(L*W*H)
 Packing Size: 1410*800*1090 mm(L*W*H)
 Display: LED/LCD
 Input: 220V,8.6 A
 Max Load: 150 Kg



FF-C04

Climbing Machine

N.W/G.W: 205 Kg/225 Kg
 Product Size: 1420*810*2400 mm(L*W*H)
 Packing Size: 1460*960*1290 mm(L*w*H)
 Display: LED/LCD



FF-C05

Climbing Machine

N.W/G.W: 214.5Kg
 Product Size: 1420*810*2400 mm(L*W*H)
 Packing Size: 1460*960*1290 mm(L*w*H)
 Display: LED/LCD

Climbing Machine Series



FF-C06
Climbing Machine

N.W/G.W: 255 Kg/275 Kg
Product Size: 1600*860*2100 mm(L*W*H)
Display: LED/LCD

FF-C07
Climbing Machine

N.W/G.W: 115Kg/165 Kg
Product Size: 1150*1150*2570 mm(L*W*H)
Packing Size: 540*770*400 mm(L*W*H)
Display: LED
Max Load: 150 Kg



FF-C08
Climbing Machine

N.W/G.W: 201 Kg/221 Kg
Product Size: 1420*810*2400 mm(L*W*H)
Packing Size: 1460*960*1290 mm(L*W*H)
Display: LED/LCD
Input: 220V,8.6A
Max Load: 150 Kg

FF-C09
Climbing Machine

N.W/G.W: 214 Kg / 234 Kg
Product Size: 1420*830*2090 mm(L*W*H)
Display: LED/LCD
Input: 220V,8.6A
Max Load: 150 Kg

Elliptical Machine Series

The elliptical machine, also known as the spacewalker, is loved by many users and professionals as a highly effective piece of equipment used for cardiovascular exercise. The elliptical's incline design, resistance adjustments, programmed exercise patterns, and ability to work specifically on a tissue of muscles in the lower extremities have made it a common piece of exercise equipment in professional gyms and home living rooms.



FF-E01
Elliptical Machine

N.W/G.W: 206 Kg/230 Kg
Product Size: 2130*780*1650 mm(L*W*H)
Display: LED/LCD
Input: 220V,8.6A
Max Load: 150 Kg

PRODUCT DETAILS



Bi-Directional Silent Magnetic Flywheel



Non-Slip Footrest



Mobile Roller Design



Real-Time Heart Rate Monitoring



FF-E02
Elliptical Machine

N.W/G.W: 151 Kg/171 Kg
 Product Size: 2220*640*1235mm(L*W*H)
 Package: Carton
 Packing Size: 2210*730*1240 mm(L*W*H)
 Display: LED
 Max Load: 200 Kg

FF-E03
Elliptical Machine

N.W/G.W: 117 Kg/137 Kg
 Product Size: 2040*550*1650 mm(L*W*H)
 Packing Size: 2060*600*750 mm(L*W*H)
 Display: LED
 Max Load: 200 Kg

FF-E06
Elliptical Machine

N.W/G.W: 117 Kg/137 Kg
 Product Size: 2170*700*1730 mm(L*W*H)
 Package: Carton
 Packing Size: 2120*730*880 mm(L*W*H)
 Display: LED
 Max Load: 200 Kg

FF-E07
Elliptical Machine

N.W/G.W: 98 Kg/130 Kg
 Product Size: 1020*1030*1700 mm(L*W*H)
 Packing Size: 1050*1000*770 mm(L*W*H)
 Display: LED
 Max Load: 150 Kg



FF-E04
Elliptical Machine

N.W/G.W: 98 Kg/133 Kg
 Product Size: 2050*740*1710 mm(L*W*H)
 Packing Size: 2120*730*880 mm(L*W*H)
 Display: LED
 Max Load: 150 Kg

FF-E05
Elliptical Machine

N.W/G.W: 108 Kg/128 Kg
 Product Size: 2120*760*1690 mm(L*W*H)
 Packing Size: 2120*730*880 mm(L*W*H)
 Display: LED
 Max Load: 150 Kg

FF-E08
Elliptical Machine

N.W/G.W: 116 Kg/160 Kg
 Product Size: 2150*720*1900 mm(L*W*H)
 Packing Size: 2170*900*1980 mm(L*W*H)
 Display: LED
 Max Load: 200 Kg

FF-E09
Elliptical Machine

N.W/G.W: 124 Kg/144 Kg
 Product Size: 2050*660*1800 mm(L*W*H)
 Packing Size: 2130*730*880 mm(L*W*H)
 Display: LED
 Max Load: 150 Kg

Elliptical Machine Series



FF-E10
Elliptical Machine

N.W/G.W: 190 Kg/220 Kg
Product Size: 2019*730*1808 mm(L*W*H)
Input: Ac220v+10%W(50 hz or 60 hz)
Display: LCD
MaxLoad: 150 Kg

FF-E11
Elliptical Machine

N.W/G.W: 53Kg/58 Kg
Product Size: 955*450*1320mm(L*W*H)
PackingSize: 1070*550*590 mm(L*W*H)
Display: LED
Max Load: 150 Kg



FF-E12
Elliptical Machine

N.W/G.W: 81 Kg / 93 Kg
Product Size: 1920*620*1620 mm(L*W*H)
Packing Size: 2060*600*750 mm(L*W*H)
Display: LCD
MaxLoad: 150 Kg



FF-E13
Elliptical Machine

N.W/G.W: 151 Kg / 171 Kg
Product Size: 2220*640*1235 mm(L*W*H)
Package: Carton
Packing Size: 2210*730*1240 mm(L*W*H)
Max Load: 200 Kg

Rowing Machine Series

By simulating the action of rowing, the rowing machine activates muscles throughout the body, especially the quadriceps muscles on the front side of the thighs, significantly increasing leg strength. This kind of exercise helps to improve the stability and balance of the body, improve the flexibility and suppleness of the joints, and prevent problems such as arthritis and muscle stiffness.




HOT



FF-R01
Air Rowing Machine

N.W/G.W: 30 Kg/35Kg
Product Size: 2420*605*1090 mm(L*W*H)
Package: Carton
Packing Size: 1430*400*550 mm(L*W*H)
Display: LCD
Max Load: 200 Kg

PRODUCT DETAILS





FF-R02
Air Rowing Machine

N.W/G.W: 53 Kg/73 Kg
 Product Size: 2290*520*1220 mm(L*W*H)
 Package: Carton
 Packing Size: 1700*320*1000 mm(L*W*H)
 Display: LCD
 Max Load: 150 Kg



FF-R03
Water Rowing Machine

N.W/G.W: 30 Kg/35 Kg
 Product Size: 2070*560*480 mm(L*W*H)
 Package: Carton
 Packing Size: 960*570*570 mm(L*W*H)
 Display: LCD
 Max Load: 150 Kg



FF-R06
Water Rowing Machine

N.W/G.W: 38 Kg/42 Kg
 Product Size: 2150*550*560mm(L*W*H)
 Package: Carton
 Packing Size: 1180*590*910mm(L*W*H)
 Display: LCD
 MaxLoad: 200 Kg



FF-R07
Foldable Water Rowing Machine

N.W/G.W: 33 Kg/38 Kg
 Product Size: 2150*550*560 mm(L*W*H)
 Package: Carton
 Packing Size: 2160*560*580 mm(L*W*H)
 Display: LCD
 Max Load: 200 Kg



FF-R04
Air Rowing Machine

N.W/G.W: 30 Kg/35Kg
 Product Size: 2710*620*995mm(L*W*H)
 Package: Carton
 Packing Size: 1420*420*570mm(L*W*H)
 Display: LCD
 Max Load: 200 Kg



FF-R05
Air Rowing Machine

N.W/G.W: 53 Kg/73 Kg
 Product Size: 2360*550*800 mm(L*W*H)
 Packing Size: 2000*500*650 mm(L*W*H)
 Display: LCD
 Max Load: 300 Kg



FF-R08
Dragon Boat

N.W/G.W: 73 Kg/93 Kg
 Product Size: 2300*530*800 mm(L*W*H)
 Packing Size: 2375*570*880 mm(L*W*H)
 Display: LCD
 Max Load: 150 Kg



FF-R09
Kayak Ergometer

N.W/G.W: 73 Kg/93 Kg
 Product Size: 2300*530*800 mm(L*W*H)
 Packing Size: 2370*570*880 mm(L*W*H)
 Display: LCD
 Max Load: 300 Kg

Bicycle Series

Dynamic cycling is an indoor cycling training program that combines music, visual effects and other unique elements that are not only easy to learn, but also give the whole body a workout.



HOT

FF-B01

Spinning Bike

N.W/G.W: 60 Kg/80 Kg
 Product Size: 1170*600*1500 mm(L*W*H)
 Packing Size: 1220*675*750 mm(L*W*H)
 Display: LED

PRODUCT DETAILS



Traveling Pulley



Adjustable foot pedal



High Definition Display



Hand-Held Heart Rate Monitoring



HOT

FF-B02

Spinning Bike

N.W/G.W: 80 Kg/100 Kg
 Product Size: 1110*690*1520 mm(L*W*H)
 Packing Size: 1220*675*750 mm(L*W*H)
 Display: LED/LCD



FF-B03

Spinning Bike

N.W/G.W: 98 Kg/118 Kg
 Product Size: 1660*690*1350 mm(L*W*H)
 Packing Size: 1730*670*900 mm(L*W*H)
 Display: LED/LCD



FF-B04

Spinning Bike

N.W/G.W: 81 Kg/101 Kg
 Product Size: 1600*620*1280 mm(L*W*H)
 Packing Size: 1730*670*900 mm(L*W*H)
 Display: LED



FF-B05

Air Spinning Bike

N.W/G.W: 56.7 Kg/63.5 Kg
 Product Size: 1400*663*1488 mm(L*W*H)
 Packing Size: 1330*350*950mm(L*W*H)
 Package: Carton
 Display: LED



FF-B06

Air Spinning Bike

N.W/G.W: 57 Kg/63Kg
 Product Size: 1380*550*1350 mm(L*W*H)
 Packing Size: 1350*270*890 mm(L*W*H)
 Package: Carton
 Display: LED



FF-B07
Air Rowing Bike

N.W/G.W: 49 Kg/55Kg
Product Size: 1340*590*1250 mm(L*W*H)
Packing Size: 1280*310*850 mm(L*W*H)
Package: Carton
Display: LED



FF-B08
Air Spinning Bike

N.W/G.W: 35 Kg/42 Kg
Product Size: 1250*520*1225 mm(L*W*H)
Packing Size: 1150*220*960 mm(L*W*H)
Package: Carton
Display: LED



FF-B11
Magnetic Spinning Bike

N.W/G.W: 38 Kg/43Kg
Product Size: 1290*660*1110 mm(L*W*H)
Packing Size: 1270*920*310 mm(L*W*H)
Package: Carton



FF-B12
Magnetic Spinning Bike

N.W/G.W: 53Kg/58 Kg
Product Size: 1350*275*950 mm(L*W*H)
Packing Size: 1350*340*820mm(L*W*H)
Package: Carton



FF-B09
Air Rowing Bike

N.W/G.W: 49 Kg/56 Kg
Product Size: 1270*650*1230 mm(L*W*H)
Packing Size: 1350*340*860 mm(L*W*H)
Package: Carton
Display: LED



FF-B10
Magnetic Spinning Bike

N.W/G.W: 38 Kg/43 Kg
Product Size: 1290*660*1110 mm(L*W*H)
Packing Size: 1270*920*310mm(L*W*H)
Package: Carton



FF-B13
Magnetic Spinning Bike

N.W/G.W: 57 Kg/65Kg
Product Size: 1220*550*1270 mm(L*W*H)
Packing Size: 1220*680*400 mm(L*W*H)
Package: Carton



FF-B14
Magnetic Spinning Bike

N.W/G.W: 60 Kg/65 Kg
Product Size: 1000*550*1300 mm(L*W*H)
Packing Size: 1010*580*1300 mm(L*W*H)
Package: Carton



FF-B15
Spinning Bike

N.W/G.W: 53Kg/58 Kg
Product Size: 1473*520*1270 mm(L*W*H)
Packing Size: 1250*220*980 mm(L*W*H)
Package: Carton



FF-B16
Spinning Bike

N.W/G.W: 52 Kg/55 Kg
Product Size: 1130*640*1180 mm(L*W*H)
Packing Size: 1110*280*980 mm(L*W*H)
Package: Carton



FF-B17
Spinning Bike

N.W/G.W: 51 Kg/56 Kg
Product Size: 1130*600*1280 mm(L*W*H)
Packing Size: 1170*300*980 mm(L*W*H)
Package: Carton



FF-B18
Spinning Bike

N.W/G.W: 50 Kg/55Kg
Product Size: 1170*560*1300 mm(L*W*H)
Packing Size: 1100*270*950 mm(L*W*H)
Package: Carton



FF-S01
Surfing Machine

N.W/G.W: 280 Kg/330 Kg
Product Size: 2250*1100*1550 mm(L*W*H)
Packing Size: 2050*1220*770 mm(L*w*H)
Display: LCD/LED



FF-S02
Surfing Machine

N.W/G.W: 280 Kg/330 Kg
Product Size: 1990*900*1550mm (L*W*H)
Packing Size: 2060*1060*830mm (L*W*H)
Display: LCD



FF-S03
Ski Machine

N.W/G.W: 38 Kg/45 Kg
Product Size: 1280*600*2150 mm(L*W*H)
Package: Carton
Packing Size: 1300*610*500 mm(L*W*H)
Display: LED
Max Load: 150 Kg



FF-S04
High Leg Lift Trainer

N.W/G.W: 130 kg/168 kg
Product Size: 1820X690X1660mm
Packing Size: 1550X720X1150mm
Max load: 150kg
Movement mode: 1-5
Resistance adjustment braking mode: magnetoresistance
Adjusting resistance mode: manual adjustment