



SUZHOU CHEERNIN

Product Catalog



Suzhou Cheernin Technology Co., Ltd.

Tel: 86-135 6410 4480

WhatsApp: 86-135 6410 4480

Email: info@cheernin.com

Web: www.cheernin.com

World-Renowned OEM&ODM
Commercial And Home Fitness
Equipment Manufacturing Brand



ABOUT US

Suzhou Cheernin Technology Co., Ltd. is a world-renowned OEM&ODM commercial and home fitness equipment manufacturing brand, located in Suzhou City, Jiangsu Province, China, the company was founded in 2012, covers an area of 50,000 square meters, with a total of more than 200 employees. We have established a whole-process product quality control system that meets 150 international standards, and passed CE SGS ROHS FCC and other international certifications.



■ Certification



CONTENTS



Treadmill Series

01



Climbing Machine Series

05



Elliptical Machine Series

08



Rowing Machine Series

12



Bicycle Series

15



Other Aerobic Series

16




FF-BQ Series

21



FF-HM Plate Loaded Series

29



FF-Hm Pin Loaded Series

33

Treadmill Series

Strong and quiet motor, can drive 200 pounds of weight to avoid the jams and wrestling, smooth and quiet running, do not disturb the family and neighbors.



HOT

FF-T01 Commercial Treadmill

Packing Size: 2222*930*1700 mm(L*W*H)
 Running Area: 1587*580 mm
 Max Weight: 180 kg
 Belt Thickness: 2.4T
 N.W / G.W: 244 Kg(LED) / 247 Kg(LCD)
 Power: 3.0 HP(2.2 KW)
 Screen: 21.5-inch LED/LCD
 Slope: 1-20%

PRODUCT DETAILS



Led Touch Display



Adopt High-Quality Injection Molding Process



Ultra-Wide Thickened Running Belt




Speed/Slope Adjustment

Treadmill Series



Hand Held Heart Rate Armrest

HOT



Diamond pattern running belt Non-slip and wear-resistant

FF-T02 Commercial Treadmill

N.W/G.W: 180 Kg/220 Kg	Speed: 0-20km/h
Product Size: 2110*880*1530 mm(L*W*H)	Incline: 0-15 degrees
Packing Size: 2220*1000*680 mm(L*W*H)	RunningBelt: 2.5 mm
Display: LCD (18.5inches)/LED	Running Board: 25 mm
Input: 220V,8.6A	Running Area: 1345*620 mm
Power: 3.0 HP	Max Load: 150 Kg



FF-T03 Commercial Treadmill

N.W/G.W: 190 Kg / 230 Kg	Speed: 1.0-20 km/h
Product Size: 2270*926*1689 mm(L*W*H)	Incline: 0-20.0 degrees
Package: Plywood Box	Running Belt: 2.5 mm
Display: LED/LCD	Running Board: 2.5 mm
Input: Ac110-220V	Running Area: 1570*610 mm
Power: 3.0-7.0 HP	Loading Capacity: 72 pcs/40 HQ



FF-T04 Commercial Treadmill

N.W/G.W: 215 Kg/220 Kg	Speed: 0-20 km/h
Product Size: 2160*990*1720 mm(L*W*H)	Incline: 0-15 degrees
Packing Size: 2220*1000*930 mm(L*W*H)	Running Belt: 2.5 mm
Display: LED/LCD(21.5inches)	Running Board: 25 mm
Input: 220V,8.6A	Running Area: 1400*590 mm
Power: 3.0 HP	Max Load: 150 Kg



FF-T05 Commercial Treadmill

N.W/G.W: 170 Kg/211 Kg	Speed: 0-20 km/h
Product Size: 2130*915*1650 mm(L*W*H)	Incline: 0-15 degrees
Packing Size: 2220*1000*670 mm(L*W*H)	Running Belt: 2.5 mm
Display: LCD (18.5 inches)/ LED	Running Board: 25 mm
Input: 220V,8.6A	Running Area: 1540*570 mm
Power: 3.0HP	Max Load: 150 Kg



FF-T06
Commercial Treadmill

N.W/G.W: 240 Kg/280 Kg	Speed: 0-20km/h
Product Size: 2260*900*1720 mm(L*W*H)	Incline: 0-15 degrees
Packing Size: 2300*1000*680 mm(L*W*H)	Running Belt: 2.5 mm
Display: LED / LCD (21.5 inches)	Running Board: 25 mm
Input: 220V, 8.6 A	RunningArea: 1450*590 mm
Power: 3.0HP	Max Load: 150 Kg



FF-T07
Commercial Treadmill

N.W / G.W: 180kg/220kg	Speed: 0.5-22 km/h
Product Size: 2070*900*1720 mm(L*W*H)	Incline: 0-15 degrees
Packing Size: 2200*1000*610 mm(L*W*H)	RunningBelt: 2.5mm
Display: LED	Running Board: 25mm
Input: 220V,8.6A	RunningArea: 1530*600 mm
Power: 3.0 HP	Max Load: 150 Kg



FF-T10
Curved Treadmill

N.W/G.W: 123 Kg/150 Kg
Product Size: 1750*750*1450 mm(L*W*H)
Packing Size: 1800*770*600 mm(L*W*H)
Display: LED
Running Area: 1700*440 mm
Max Load: 150 kg



FF-T11
Curved Treadmill

N.W/G.W: 85 Kg/98 Kg	N.W / G.W: 45 Kg / 56 Kg
Product Size: 1450*800*1500 mm(L*W*H)	Product Size: 1600*540*1300 mm(L*W*H)
Packing Size: 1620*780*520 mm(L*W*H)	Packing Size: 1650*570*280 mm(L*W*H)
Display: LED	SYT-C20C
RunningArea: 1400*400 mm	N.W / G.W: 28 Kg / 39 Kg
Max Load: 150 Kg	Product Size: 1100*540*1000 mm(L*W*H)
	Packing Size: 1150*570*280 mm(L*W*H)



FF-T08
Curved Treadmill

N.W / G.W: 150kg/190kg
Product Size: 1800*835*1530 mm(L*W*H)
Packing Size: 1900*1000*650 mm(L*W*H)
Display: LED
Running Area: 1700*440 mm
Max Load: 150 Kg



FF-T09
Curved Treadmill

N.W/G.W: 168 Kg/181 Kg
Product Size: 1800*970*1630 mm(L*W*H)
Packing Size: 1910*950*590 mm(L*W*H)
Display: LED
Running Area: 1700*440 mm
Max Load: 150 Kg



FF-T12
Curved Treadmill

N.W/G.W: 160 Kg / 200 Kg
Product Size: 1730*900*1580 mm(L*W*H)
Packing Size: 1860*1000*650 mm(L*W*H)
Display: LED
RunningArea: 1150*432 mm
Max Load: 150 Kg



FF-T13
Pet Curved Treadmill

Model:	FF-T13A	FF-T13B	FF-T13C
N.W/G.W:	53 Kg/64 Kg	45 Kg/56 Kg	28 Kg/39 Kg
Product Size(L*W*H):	1900*540*1500	1600*540*1300	1100*540*1000
Packing Size(L*W*H):	1950*570*280	1650*570*280	1150*570*280

Climbing Machine Series

The more you use the stair climber in your training, the stronger and leaner your quads, hamstrings, calves and gluteus maximus will become.



FF-C01 Climbing Machine

N.W/G.W: 84 Kg/99 Kg
 Product Size: 1217*712*1741 mm(L*W*H)
 Packing Size: 1150*860*1000 mm(L*W*H)
 Display: LED/LCD
 Input: 220V,8.6A
 Max Load: 200 Kg

- Heart Rate
- Time
- Calories
- Step
- Level

PRODUCT DETAILS



AI-In-One multi-Function Led Display



Intelligent Real-Time Heart Rate Monitoring Handle



Ergonomig Anti-Slip Handrails versatile Climbing Position

Climbing Machine Series



FF-C02 Climbing Machine

N.W/G.W: 166 Kg/210 Kg
 Product Size: 1400*860*2100 mm(L*W*H)
 Packing Size: 1370*960*1300 mm(L*W*H)
 Display: LED/LCD
 Input: 220V,8.6A
 Max Load: 200 Kg



FF-C03 Climbing Machine

N.W/G.W: 128.5 Kg/143Kg
 Product Size: 1350*720*1900 mm(L*W*H)
 Packing Size: 1410*800*1090 mm(L*W*H)
 Display: LED/LCD
 Input: 220V,8.6 A
 Max Load: 150 Kg



FF-C04 Climbing Machine

N.W/G.W: 205 Kg/225 Kg
 Product Size: 1420*810*2400 mm(L*W*H)
 Packing Size: 1460*960*1290 mm(L*w*H)
 Display: LED/LCD



FF-C05 Climbing Machine

N.W/G.W: 214.5Kg
 Product Size: 1420*810*2400 mm(L*W*H)
 Packing Size: 1460*960*1290 mm(L*w*H)
 Display: LED/LCD

Climbing Machine Series



FF-C06
Climbing Machine

N.W/G.W: 255 Kg/275 Kg
Product Size: 1600*860*2100 mm(L*W*H)
Display: LED/LCD

FF-C07
Climbing Machine

N.W/G.W: 115Kg/165 Kg
Product Size: 1150*1150*2570 mm(L*W*H)
Packing Size: 540*770*400 mm(L*W*H)
Display: LED
Max Load: 150 Kg



FF-C08
Climbing Machine

N.W/G.W: 201 Kg/221 Kg
Product Size: 1420*810*2400 mm(L*W*H)
Packing Size: 1460*960*1290 mm(L*W*H)
Display: LED/LCD
Input: 220V,8.6A
Max Load: 150 Kg

FF-C09
Climbing Machine

N.W/G.W: 214 Kg / 234 Kg
Product Size: 1420*830*2090 mm(L*W*H)
Display: LED/LCD
Input: 220V,8.6A
Max Load: 150 Kg

Elliptical Machine Series

The elliptical machine, also known as the spacewalker, is loved by many users and professionals as a highly effective piece of equipment used for cardiovascular exercise. The elliptical's incline design, resistance adjustments, programmed exercise patterns, and ability to work specifically on a tissue of muscles in the lower extremities have made it a common piece of exercise equipment in professional gyms and home living rooms.




FF-E01
Elliptical Machine

N.W/G.W: 206 Kg/230 Kg
Product Size: 2130*780*1650 mm(L*W*H)
Display: LED/LCD
Input: 220V,8.6A
Max Load: 150 Kg

PRODUCT DETAILS



Bi-Directional Silent Magnetic Flywheel



Non-Slip Footrest



Mobile Roller Design



Real-Time Heart Rate Monitoring



FF-E02
Elliptical Machine

N.W/G.W: 151 Kg/171 Kg
Product Size: 2220*640*1235mm(L*W*H)
Package: Carton
Packing Size: 2210*730*1240 mm(L*W*H)
Display: LED
Max Load: 200 Kg



FF-E03
Elliptical Machine

N.W/G.W: 117 Kg/137 Kg
Product Size: 2040*550*1650 mm(L*W*H)
Packing Size: 2060*600*750 mm(L*W*H)
Display: LED
Max Load: 200 Kg



FF-E06
Elliptical Machine

N.W/G.W: 117 Kg/137 Kg
Product Size: 2170*700*1730 mm(L*W*H)
Package: Carton
Packing Size: 2120*730*880 mm(L*W*H)
Display: LED
Max Load: 200 Kg



FF-E07
Elliptical Machine

N.W/G.W: 98 Kg/130 Kg
Product Size: 1020*1030*1700 mm(L*W*H)
Packing Size: 1050*1000*770 mm(L*W*H)
Display: LED
Max Load: 150 Kg



FF-E04
Elliptical Machine

N.W/G.W: 98 Kg/133 Kg
Product Size: 2050*740*1710 mm(L*W*H)
Packing Size: 2120*730*880 mm(L*W*H)
Display: LED
Max Load: 150 Kg



FF-E05
Elliptical Machine

N.W/G.W: 108 Kg/128 Kg
Product Size: 2120*760*1690 mm(L*W*H)
Packing Size: 2120*730*880 mm(L*W*H)
Display: LED
Max Load: 150 Kg



FF-E08
Elliptical Machine

N.W/G.W: 116 Kg/160 Kg
Product Size: 2150*720*1900 mm(L*W*H)
Packing Size: 2170*900*1980 mm(L*W*H)
Display: LED
Max Load: 200 Kg



FF-E09
Elliptical Machine

N.W/G.W: 124 Kg/144 Kg
Product Size: 2050*660*1800 mm(L*W*H)
Packing Size: 2130*730*880 mm(L*W*H)
Display: LED
Max Load: 150 Kg

Elliptical Machine Series



FF-E10
Elliptical Machine

N.W/G.W: 190 Kg/220 Kg
Product Size: 2019*730*1808 mm(L*W*H)
Input: Ac220v+10%W(50 hz or 60 hz)
Display: LCD
MaxLoad: 150 Kg

FF-E11
Elliptical Machine

N.W/G.W: 53Kg/58 Kg
Product Size: 955*450*1320mm(L*W*H)
PackingSize: 1070*550*590 mm(L*W*H)
Display: LED
Max Load: 150 Kg



FF-E12
Elliptical Machine

N.W/G.W: 81 Kg / 93 Kg
Product Size: 1920*620*1620 mm(L*W*H)
Packing Size: 2060*600*750 mm(L*W*H)
Display: LCD
MaxLoad: 150 Kg

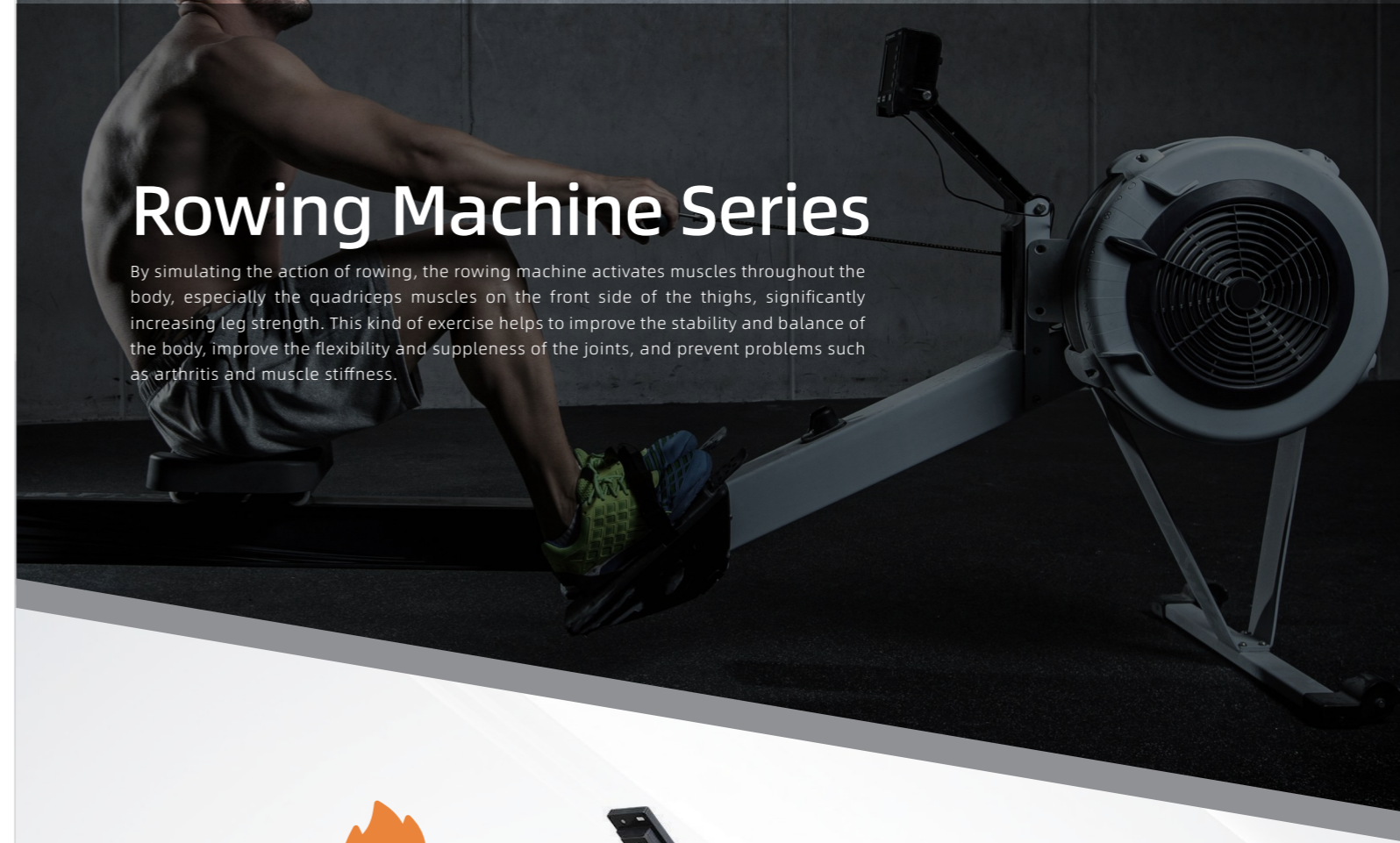


FF-E13
Elliptical Machine

N.W/G.W: 151 Kg / 171 Kg
Product Size: 2220*640*1235 mm(L*W*H)
Package: Carton
Packing Size: 2210*730*1240 mm(L*W*H)
Max Load: 200 Kg

Rowing Machine Series

By simulating the action of rowing, the rowing machine activates muscles throughout the body, especially the quadriceps muscles on the front side of the thighs, significantly increasing leg strength. This kind of exercise helps to improve the stability and balance of the body, improve the flexibility and suppleness of the joints, and prevent problems such as arthritis and muscle stiffness.





HOT



FF-R01
Air Rowing Machine

N.W/G.W: 30 Kg/35Kg
Product Size: 2420*605*1090 mm(L*W*H)
Package: Carton
Packing Size: 1430*400*550 mm(L*W*H)
Display: LCD
Max Load: 200 Kg

PRODUCT DETAILS





FF-R02
Air Rowing Machine

N.W/G.W: 53 Kg/73 Kg
 Product Size: 2290*520*1220 mm(L*W*H)
 Package: Carton
 Packing Size: 1700*320*1000 mm(L*W*H)
 Display: LCD
 Max Load: 150 Kg



FF-R03
Water Rowing Machine

N.W/G.W: 30 Kg/35 Kg
 Product Size: 2070*560*480 mm(L*W*H)
 Package: Carton
 Packing Size: 960*570*570 mm(L*W*H)
 Display: LCD
 Max Load: 150 Kg



FF-R06
Water Rowing Machine

N.W/G.W: 38 Kg/42 Kg
 Product Size: 2150*550*560mm(L*W*H)
 Package: Carton
 Packing Size: 1180*590*910mm(L*W*H)
 Display: LCD
 MaxLoad: 200 Kg



FF-R07
Foldable Water Rowing Machine

N.W/G.W: 33 Kg/38 Kg
 Product Size: 2150*550*560 mm(L*W*H)
 Package: Carton
 Packing Size: 2160*560*580 mm(L*W*H)
 Display: LCD
 Max Load: 200 Kg



FF-R04
Air Rowing Machine

N.W/G.W: 30 Kg/35Kg
 Product Size: 2710*620*995mm(L*W*H)
 Package: Carton
 Packing Size: 1420*420*570mm(L*W*H)
 Display: LCD
 Max Load: 200 Kg



FF-R05
Air Rowing Machine

N.W/G.W: 53 Kg/73 Kg
 Product Size: 2360*550*800 mm(L*W*H)
 Packing Size: 2000*500*650 mm(L*W*H)
 Display: LCD
 Max Load: 300 Kg



FF-R08
Dragon Boat

N.W/G.W: 73 Kg/93 Kg
 Product Size: 2300*530*800 mm(L*W*H)
 Packing Size: 2375*570*880 mm(L*W*H)
 Display: LCD
 Max Load: 150 Kg



FF-R09
Kayak Ergometer

N.W/G.W: 73 Kg/93 Kg
 Product Size: 2300*530*800 mm(L*W*H)
 Packing Size: 2370*570*880 mm(L*W*H)
 Display: LCD
 Max Load: 300 Kg

Bicycle Series

Dynamic cycling is an indoor cycling training program that combines music, visual effects and other unique elements that are not only easy to learn, but also give the whole body a workout.



HOT

FF-B01

Spinning Bike

N.W/G.W: 60 Kg/80 Kg
 Product Size: 1170*600*1500 mm(L*W*H)
 Packing Size: 1220*675*750 mm(L*W*H)
 Display: LED

PRODUCT DETAILS



Traveling Pulley



Adjustable foot pedal



High Definition Display



Hand-Held Heart Rate Monitoring



HOT

FF-B02

Spinning Bike

N.W/G.W: 80 Kg/100 Kg
 Product Size: 1110*690*1520 mm(L*W*H)
 Packing Size: 1220*675*750 mm(L*W*H)
 Display: LED/LCD



FF-B03

Spinning Bike

N.W/G.W: 98 Kg/118 Kg
 Product Size: 1660*690*1350 mm(L*W*H)
 Packing Size: 1730*670*900 mm(L*W*H)
 Display: LED/LCD



FF-B04

Spinning Bike

N.W/G.W: 81 Kg/101 Kg
 Product Size: 1600*620*1280 mm(L*W*H)
 Packing Size: 1730*670*900 mm(L*W*H)
 Display: LED



FF-B05

Air Spinning Bike

N.W/G.W: 56.7 Kg/63.5 Kg
 Product Size: 1400*663*1488 mm(L*W*H)
 Packing Size: 1330*350*950mm(L*W*H)
 Package: Carton
 Display: LED



FF-B06

Air Spinning Bike

N.W/G.W: 57 Kg/63Kg
 Product Size: 1380*550*1350 mm(L*W*H)
 Packing Size: 1350*270*890 mm(L*W*H)
 Package: Carton
 Display: LED



FF-B07
Air Rowing Bike

N.W/G.W: 49 Kg/55Kg
Product Size: 1340*590*1250 mm(L*W*H)
Packing Size: 1280*310*850 mm(L*W*H)
Package: Carton
Display: LED



FF-B08
Air Spinning Bike

N.W/G.W: 35 Kg/42 Kg
Product Size: 1250*520*1225 mm(L*W*H)
Packing Size: 1150*220*960 mm(L*W*H)
Package: Carton
Display: LED



FF-B11
Magnetic Spinning Bike

N.W/G.W: 38 Kg/43Kg
Product Size: 1290*660*1110 mm(L*W*H)
Packing Size: 1270*920*310 mm(L*W*H)
Package: Carton



FF-B12
Magnetic Spinning Bike

N.W/G.W: 53Kg/58 Kg
Product Size: 1350*275*950 mm(L*W*H)
Packing Size: 1350*340*820mm(L*W*H)
Package: Carton



FF-B09
Air Rowing Bike

N.W/G.W: 49 Kg/56 Kg
Product Size: 1270*650*1230 mm(L*W*H)
Packing Size: 1350*340*860 mm(L*W*H)
Package: Carton
Display: LED



FF-B10
Magnetic Spinning Bike

N.W/G.W: 38 Kg/43 Kg
Product Size: 1290*660*1110 mm(L*W*H)
Packing Size: 1270*920*310mm(L*W*H)
Package: Carton



FF-B13
Magnetic Spinning Bike

N.W/G.W: 57 Kg/65Kg
Product Size: 1220*550*1270 mm(L*W*H)
Packing Size: 1220*680*400 mm(L*W*H)
Package: Carton



FF-B14
Magnetic Spinning Bike

N.W/G.W: 60 Kg/65 Kg
Product Size: 1000*550*1300 mm(L*W*H)
Packing Size: 1010*580*1300 mm(L*W*H)
Package: Carton



FF-B15
Spinning Bike

N.W/G.W: 53Kg/58 Kg
Product Size: 1473*520*1270 mm(L*W*H)
Packing Size: 1250*220*980 mm(L*W*H)
Package: Carton



FF-B16
Spinning Bike

N.W/G.W: 52 Kg/55 Kg
Product Size: 1130*640*1180 mm(L*W*H)
Packing Size: 1110*280*980 mm(L*W*H)
Package: Carton



FF-B17
Spinning Bike

N.W/G.W: 51 Kg/56 Kg
Product Size: 1130*600*1280 mm(L*W*H)
Packing Size: 1170*300*980 mm(L*W*H)
Package: Carton



FF-B18
Spinning Bike

N.W/G.W: 50 Kg/55Kg
Product Size: 1170*560*1300 mm(L*W*H)
Packing Size: 1100*270*950 mm(L*W*H)
Package: Carton



FF-S01
Surfing Machine

N.W/G.W: 280 Kg/330 Kg
Product Size: 2250*1100*1550 mm(L*W*H)
Packing Size: 2050*1220*770 mm(L*w*H)
Display: LCD/LED



FF-S02
Surfing Machine

N.W/G.W: 280 Kg/330 Kg
Product Size: 1990*900*1550mm (L*W*H)
Packing Size: 2060*1060*830mm (L*W*H)
Display: LCD



FF-S03
Ski Machine

N.W/G.W: 38 Kg/45 Kg
Product Size: 1280*600*2150 mm(L*W*H)
Package: Carton
Packing Size: 1300*610*500 mm(L*W*H)
Display: LED
Max Load: 150 Kg



FF-S04
High Leg Lift Trainer

N.W/G.W: 130 kg/168 kg
Product Size: 1820X690X1660mm
Packing Size: 1550X720X1150mm
Max load: 150kg
Movement mode: 1-5
Resistance adjustment braking mode: magnetoresistance
Adjusting resistance mode: manual adjustment

FF-BQ Series

Shoulder push is a very effective shoulder training action. It can not only enhance shoulder strength and shape muscle lines, but also improve shoulder stability and coordination, and prevent shoulder injuries. It is of great significance to fitness enthusiasts and athletes.



FF-BQ6001

Prone Leg Curl

Product Size: 950*1460*1620mm(L*W*H)



FF-BQ6002

Leg Extension

Product Size: 1440*990*1620mm(L*W*H)



FF-BQ6003

Pectoral Fly

Product Size: 900*1490*1620mm(L*W*H)



FF-BQ6004

Lateral Raise

Product Size: 1310*900*1620mm(L*W*H)



FF-BQ6005

Shoulder Press

Product Size: 1830*1340*1620mm(L*W*H)



FF-BQ6006

Incline Chest Press

Product Size: 1460*2170*1620mm(L*W*H)



FF-BQ6007

Pec Fly

Product Size: 1400*920*2040(L*W*H)



FF-BQ6008

Vertical Chest Press

Product Size: 1330*1360*1620mm(L*W*H)



FF-BQ6009

Dip/Chin Assist

Product Size: 1120*1400*2360mm(L*W*H)



FF-BQ6010

Multi Hip

Product Size: 1055*1280*1620mm(L*W*H)



FF-BQ6011

Rotary Torso

Product Size: 1320*980*1620mm(L*W*H)



FF-BQ6012

Abdominal Isolator

Product Size: 1185*915*1620mm(L*W*H)



FF-BQ6013

Inner Thigh Abductor

Product Size: 1440*900*1620mm(L*W*H)



FF-BQ6014

Outer Thigh Abductor

Product Size: 1440*900*1620mm(L*W*H)



FF-BQ6015

Seated Leg Curl

Product Size: 1370*975*1620mm(L*W*H)

FF-BQ Series



FF-BQ6016

Cable Crossover
Product Size: 3880*980*2270mm(L*W*H)



FF-BQ6017

Seated Leg Curl/Extension
Product Size: 1320*980*1620mm(L*W*H)



FF-BQ6018

Glute Isolator
Product Size: 1165*960*1620mm(L*W*H)



FF-BQ6025

Multi-Purpose Bench
Product Size: 1220*665*830mm(L*W*H)




FF-BQ6026

Super Bench
Product Size: 1380*665*460mm(L*W*H)



FF-BQ6027

Olympic Decline Bench
Product Size: 1950*1780*1220mm(L*W*H)



FF-BQ6019

Triceps Press
Product Size: 1190*1600*1620mm(L*W*H)



FF-BQ6020

Functional Trainer
Product Size: 1850*1040*2200mm(L*W*H)



FF-BQ6021

45 Degree Seated Triceps
Product Size: 1130*940*1620mm(L*W*H)



FF-BQ6028

Olympic Incline Bench
Product Size: 1980*1780*1440mm(L*W*H)



FF-BQ6029

Olympic Flat Bench
Product Size: 1750*1780*1220mm(L*W*H)



FF-BQ6030

45 Degree Biceps Camber Curl
Product Size: 1190*910*1620mm(L*W*H)



FF-BQ6022

Seated Triceps-Flat
Product Size: 1250*940*1620mm(L*W*H)



FF-BQ6023

Flat Bench
Product Size: 1425*555*420mm(L*W*H)



FF-BQ6024

Adjustable Decline Bench
Product Size: 1640*665*820mm(L*W*H)



FF-BQ6031

Back Extension
Product Size: 1300*890*1620mm(L*W*H)



FF-BQ6032

Seated Low Row
Product Size: 2820*1090*2360mm(L*W*H)



FF-BQ6033

Sitting Parallel Pullback
Product Size: 1580*1250*1620mm(L*W*H)



FF-BQ6034

Lat Pulldown
Product Size: 1850*1090*2160mm(L*W*H)



FF-BQ6035

Seated Preacher Curl
Product Size: 1335*840*935mm(L*W*H)



FF-BQ6036

Back Extension
Product Size: 1120*875*810mm(L*W*H)




FF-BQ6037

Vertical Knees Up-Dip
Product Size: 710*1300*1680mm(L*W*H)



FF-BQ6038

Power Cage
Product Size: 1300*1580*2200mm(L*W*H)



FF-BQ6039

Two Layer Dumbbell Rack
Product Size: 2500*740*810mm(L*W*H)



FF-BQ6043

Vertical Plate Tree
Product Size: 585*580*1210mm(L*W*H)



FF-BQ6044

Barbell Rack
Product Size: 765*920*1462mm(L*W*H)



FF-BQ6045

Incline Level Row
Product Size: 1810*1000*1160mm(L*W*H)



FF-BQ6040

Squat Rack
Product Size: 1850*1760*1790mm(L*W*H)



FF-BQ6041

Olympic Seated Bench
Product Size: 1530*1780*1765mm(L*W*H)



FF-BQ6042

Handle Rack
Product Size: 1115*730*1055mm(L*W*H)



FF-BQ6046

Hack Squat
Product Size: 2260*1650*1280mm(L*W*H)



FF-BQ6047

Smith Machine
Product Size: 1510*2130*2190mm(L*W*H)



FF-BQ6048

Three Layer Dumbbell Rack
Product Size: 1660*710*1010mm(L*W*H)



FF-BQ6049

Abdominal Trainer

Product Size: 1360*1155*1155mm(L*W*H)



FF-BQ6050

Stretch Trainer

Product Size: 1430*515*1200mm(L*W*H)



FF-BQ6051

Lat Pulldown Row Machine

Product Size: 1990*1230*2200mm(L*W*H)



FF-BQ6056

45 Degree Leg Press

Product Size: 2130*1645*1340mm(L*W*H)



FF-BQ6057

Inner Outer Thigh Workout Machine

Product Size: 1440*900*1620mm(L*W*H)



FF-BQ6058

Leg Press&Hack Squat

Product Size: 2470*1620*1420mm(L*W*H)



FF-BQ6053

Abdominal Crunch/Lower Back

Product Size: 1440*900*1620mm(L*W*H)



FF-BQ6054

Seated Leg Extension&Curl

Product Size: 1645*985*1670mm(L*W*H)



FF-BQ6055

Bicep&Tricep Extension

Product Size: 1245*925*1670mm(L*W*H)



FF-BQ6059

**Seated Leg Extension/
Prone Leg Curl**

Product Size: 1500*1200*1650mm(L*W*H)



FF-BQ6060

V Squat Machine


Product Size: 210*1600*1800mm(L*W*H)



FF-BQ6061

Multi-functional Smith

Product Size: 1450*2200*2370mm(L*W*H)



FF-BQ6063

Vertical Leg Press

Product Size: 1708*1242*1806 mm(L*W*H)



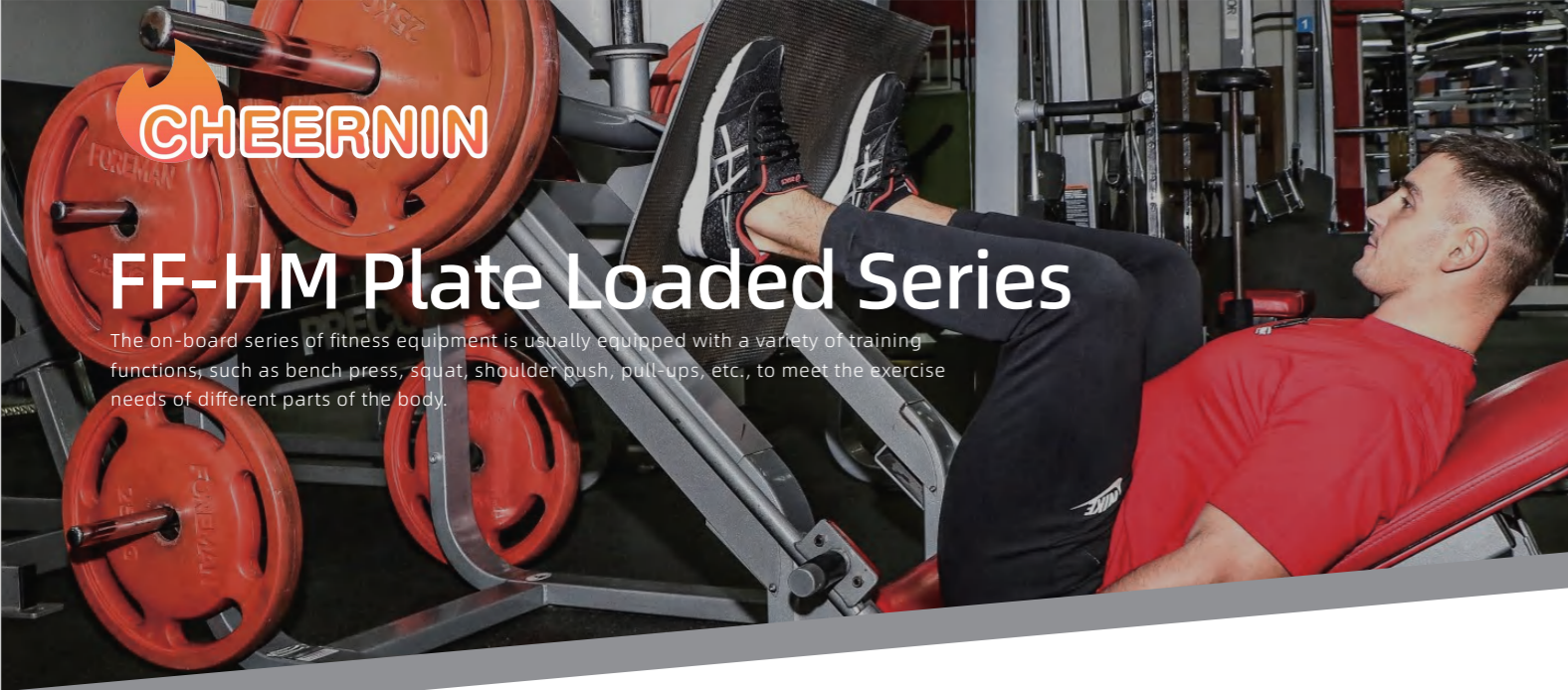
FF-BQ6064

Seated Calf

Product Size: 1475*700*1000mm(L*W*H)

FF-HM Plate Loaded Series

The on-board series of fitness equipment is usually equipped with a variety of training functions, such as bench press, squat, shoulder push, pull-ups, etc., to meet the exercise needs of different parts of the body.



FF-HM01

Split-Action Shoulder Press
Product Size: 1360*1155*1155mm(L*W*H)



FF-HM02

Split-Action DY Row/Back Trainer
Product Size: 1520*1300*1340mm(L*W*H)



FF-HM03

Split-Action Wide Chest Push
Product Size: 1220*1940*1755mm(L*W*H)



FF-HM04

Seated Triceps Dip
Product Size: 1750*1240*1100mm(L*W*H)



FF-HM05

Split-Action Wide High Pull
Product Size: 1800*1070*2030mm(L*W*H)



FF-HM06

Split-Action Incline Chest Push
Product Size: 1400*1620*1520mm(L*W*H)



FF-HM07

V-Squat
Product Size: 2600*1280*1870mm(L*W*H)



FF-HM08

Squat Lunge
Product Size: 1550*1650*900mm(L*W*H)



FF-HM09

Iso-Lateral Chest Press /Pulldown
Product Size: 2500*740*810mm(L*W*H)



FF-HM10

Super Horizontal Calf
Product Size: 1640*1390*1430mm(L*W*H)



FF-HM11

Split-Action Decline Chest Push
Product Size: 1400*1555*1720mm(L*W*H)



FF-HM12

Split-Action Low Row
Product Size: 1400*1250*1700mm(L*W*H)



FF-HM13

Split-Action Row
Product Size: 1360*1570*2040mm(L*W*H)



FF-HM14

Leg Extension
Product Size: 1315*1665*1240mm(L*W*H)



FF-HM15

Split-Action Front Lat Pulldown
Product Size: 1700*1270*2100mm(L*W*H)

FF-HM Plate Loaded Series



FF-HM16

Seated Calf Raise

Product Size: 1260*845*1050mm(L*W*H)



FF-HM17

Seated Arm Curl

Product Size: 1270*1100*1360mm(L*W*H)



FF-HM18

Split-Action Chest Push

Product Size: 1215*1770*1860mm(L*W*H)



FF-HM25

V-Squat

Product Size: 2600*1280*1870mm(L*W*H)



FF-HM26

Squat Lunge

Product Size: 1550*1650*900mm(L*W*H)



FF-HM27

Iso-Lateral Chest Press / Pulldown

Product Size: 2500*740*810mm(L*W*H)



FF-HM19

Split-Action Leg Extension

Product Size: 1370*1250*1410mm(L*W*H)



FF-HM20

Flat Bench

Product Size: 1235*560*425mm(L*W*H)



FF-HM21

Muti-Adjustable Bence

Product Size: 1420*600*660mm(L*W*H)



FF-HM28

Super Horizontal Calf

Product Size: 1640*1390*1430mm(L*W*H)



FF-HM29

Split-Action Decline Chest Push

Product Size: 1400*1555*1720mm(L*W*H)



FF-HM30

Split-Action Low Row

Product Size: 1400*1250*1700mm(L*W*H)



FF-HM22

Seated Triceps Dip

Product Size: 1750*1240*1100mm(L*W*H)



FF-HM23

Split-Action Wide High Pull

Product Size: 1800*1070*2030mm(L*W*H)



FF-HM24

Split-Action Incline Chest Push

Product Size: 1400*1620*1520mm(L*W*H)



FF-HM31

Split-Action Row

Product Size: 1360*1570*2040mm(L*W*H)



FF-HM Pin Loaded Series

To meet the diverse fitness needs of different users, whether it is strength training, aerobic exercise, functional training or rehabilitation assistance, these devices can help users achieve their fitness goals more efficiently.



FF-F5020

Shoulder Press

Product Size: 1520*1420*1635mm(L*W*H)



FF-F5021

Pulldown

Product Size: 1390*1470*1850mm(L*W*H)



FF-F5022

Seated Row

Product Size: 1200*860*1915mm(L*W*H)

FF-HM Pin Loaded Series



FF-F5023

Camber Curl

Product Size: 1140*1040*1635mm(L*W*H)



FF-F5024

Triceps Extension

Product Size: 1140*1120*1635mm(L*W*H)



FF-F5025

Seated Leg Press

Product Size: 2010*1020*1635mm(L*W*H)



FF-F5026

Seated Leg Extension

Product Size: 1190*1040*1635mm(L*W*H)



FF-F5027

Seated Leg Curl

Product Size: 1400*860*1635mm(L*W*H)



FF-F5028

Prone Leg Curl

Product Size: 1650*990*1635mm(L*W*H)



FF-F5029

Leg Extension

Product Size: 1370*1250*1410mm(L*W*H)



FF-F5031

Pectoral Fly

Product Size: 1240*1420*1800mm(L*W*H)



FF-F5032

Assist Dip Chin

Product Size: 1180*1130*2200mm(L*W*H)



FF-F5033

Lateral Raise

Product Size: 1070*940*1635mm(L*W*H)



FF-F5034

Chest Press

Product Size: 1040*1450*1635mm(L*W*H)



FF-F5035

Lat Pulldown

Product Size: 1370*850*2210mm(L*W*H)



FF-F5042

Outer&Inner Thigh Abductor

Product Size: 1400*680*1635mm(L*W*H)



FF-F5036

Outer Thigh Abductor

Product Size: 1350*660*1635mm(L*W*H)



FF-F5037

Inner Thigh Abductor

Product Size: 1350*660*1635mm(L*W*H)



FF-F5038

Seated Calf


Product Size: 1150*810*1635mm(L*W*H)



FF-HM43

Incline Chest Press

Product Size: 1900*1390*1635mm(L*W*H)



FF-F5039

Back Extension

Product Size: 1170*1020*1635mm(L*W*H)



FF-F5040

Abdominal Machine

Product Size: 1215*980*1635mm(L*W*H)



FF-F5041

Seated Low Row

Product Size: 2200*850*2230mm(L*W*H)



FF-HM44

Leg Curl&Extension

Product Size: 1450*1050*1635mm(L*W*H)



FF-HM45

Leg Extension/Prone Leg Curl

Product Size: 1660*1155*1634mm(L*W*H)



FF-HM46

Lat Pulldown+Row Machine

Product Size: 1985*1200*2210mm(L*W*H)